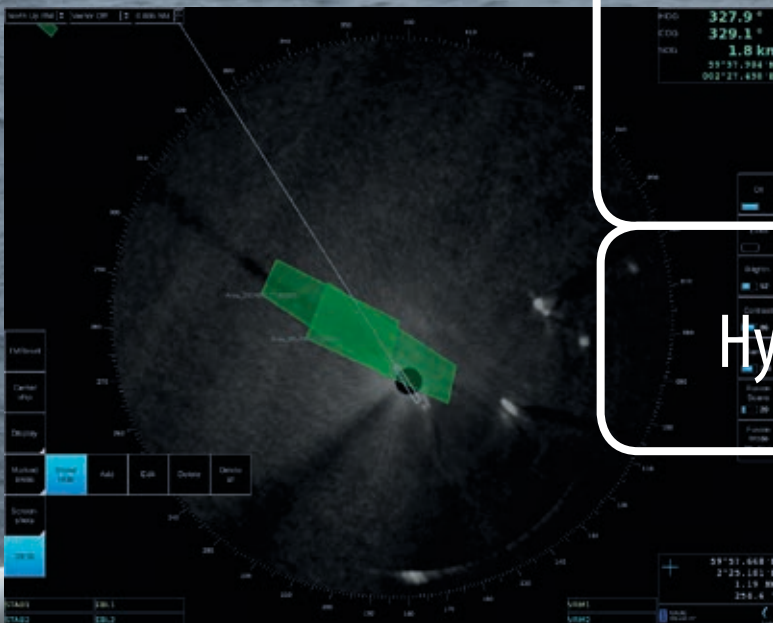


Oilradar FOIL-200

Oil spill
detection radar

Observe and mark
oil spills
by radar

Hybrid oil radar



FURUNO FINLAND OY

Oil radar for offshore and onshore installations

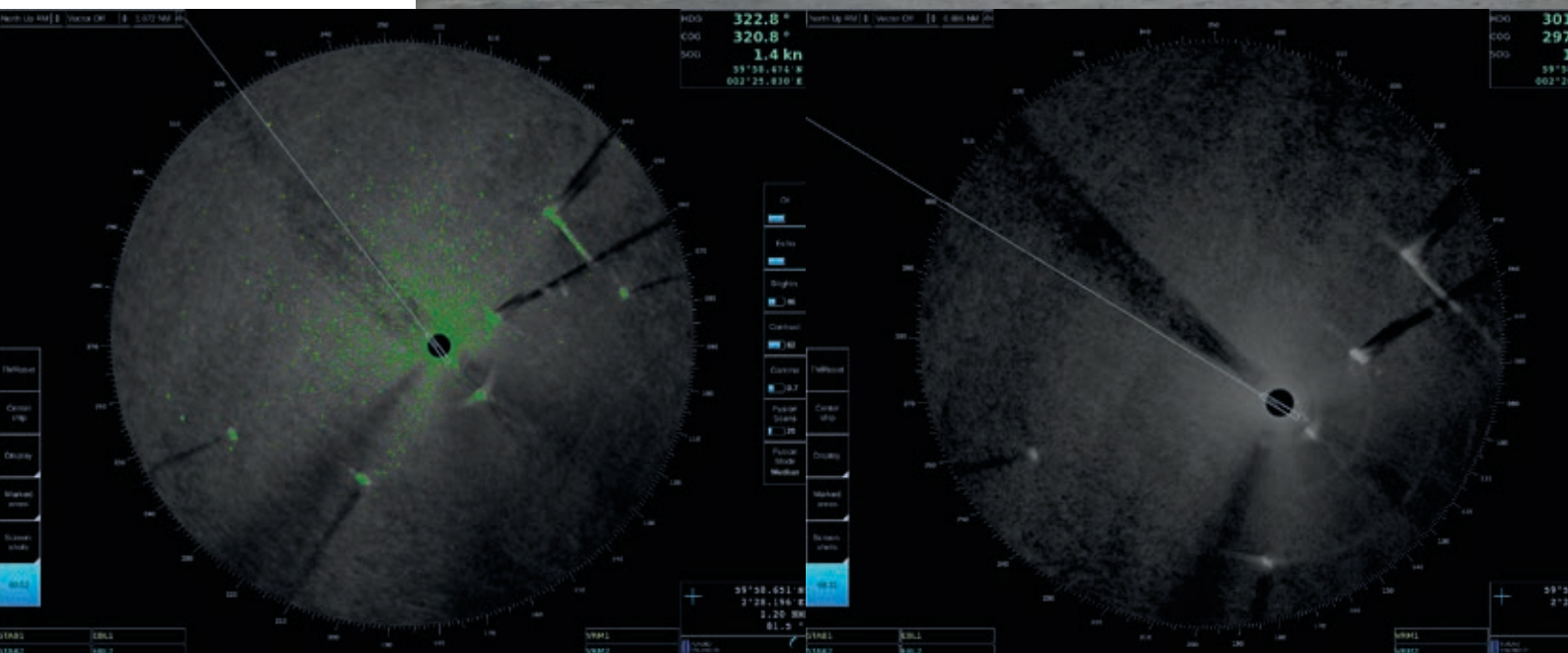
Oil spill detection radar can be used in offshore and onshore installations together with standard navigation radar.

The installation can be done onboard the vessels, oil rigs or any other platform where the radar is needed to detect oil spills.

Mark the oil spills

The Oil Radar detects oil spills automatically and creates a polygon to mark the spill. You can also mark the oil spills manually with polygons and update them whenever it is required.

You can also take screenshots from the screen and record the raw radar video to the external hard disc or memory stick for future evaluation or training purpose.



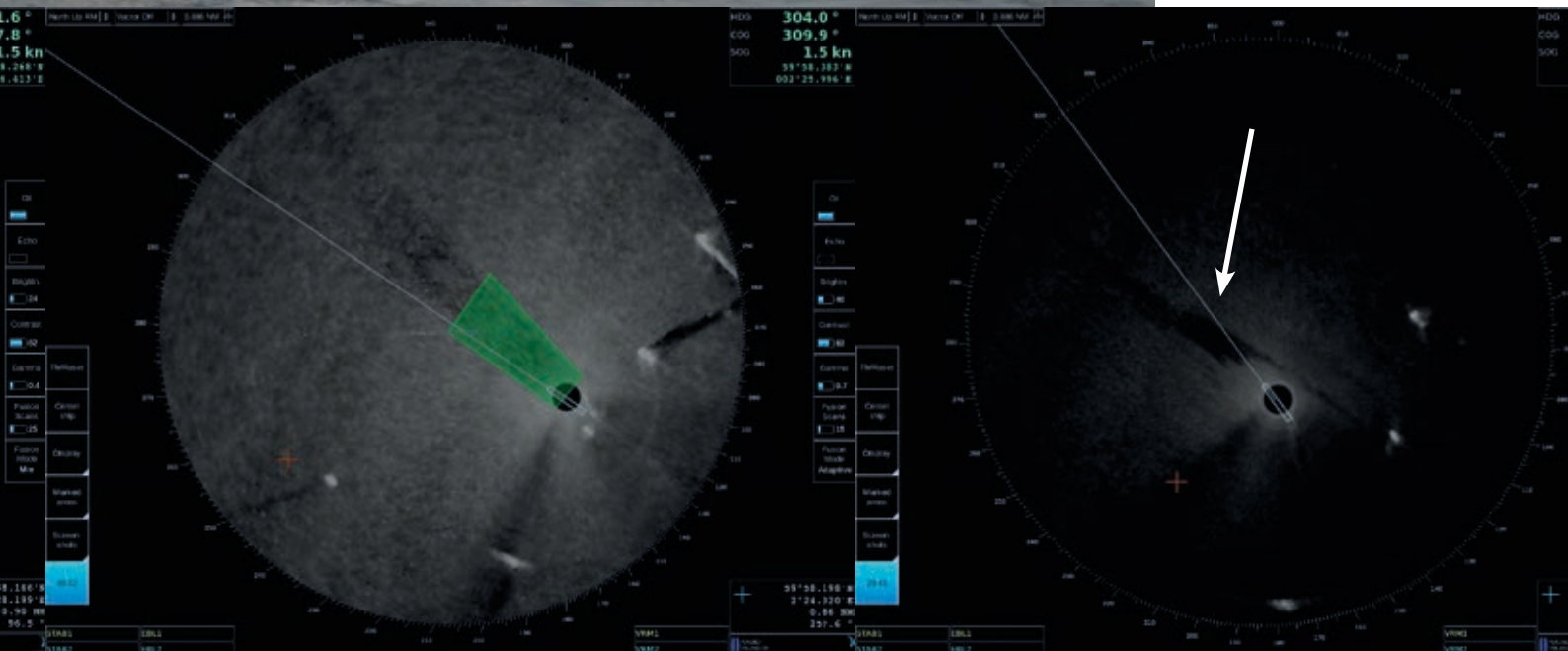
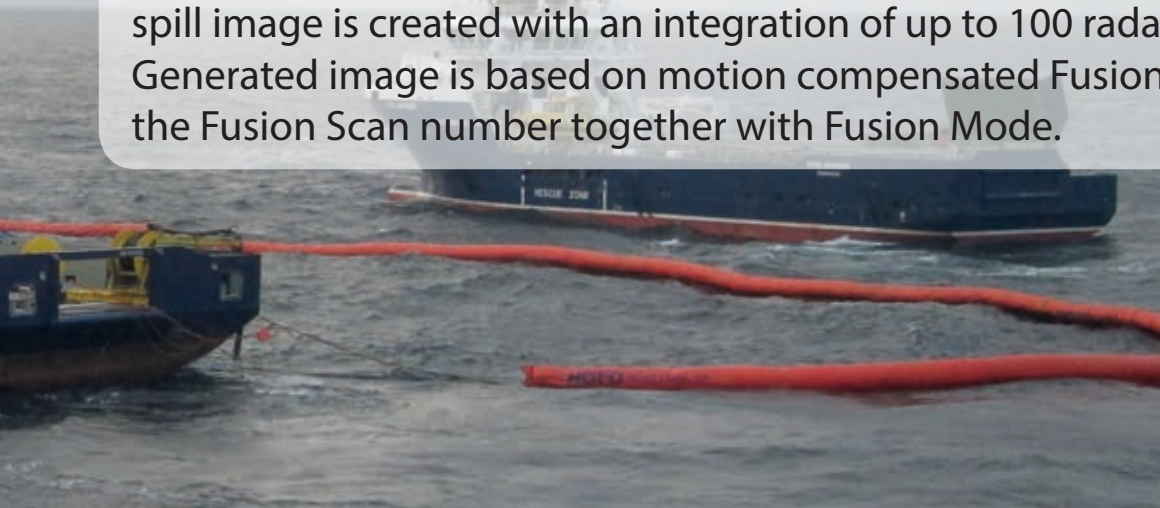
Navigation + oil radar picture. Green echoes from navigation radar, the rest is oil radar picture.

Bright echoes are other ships with black shadow areas behind them. Dark area shown on the right side of the heading line is oil spill.

Process and analyze the raw radar video

FOIL-200 oil spill detection radar is connected to standard Furuno FAR-2xx7 or FAR-3000 X-band navigation radar. It uses the raw radar video from the navigation radar. The special high performance algorithm is used to process and analyze the raw video to detect oil spills.

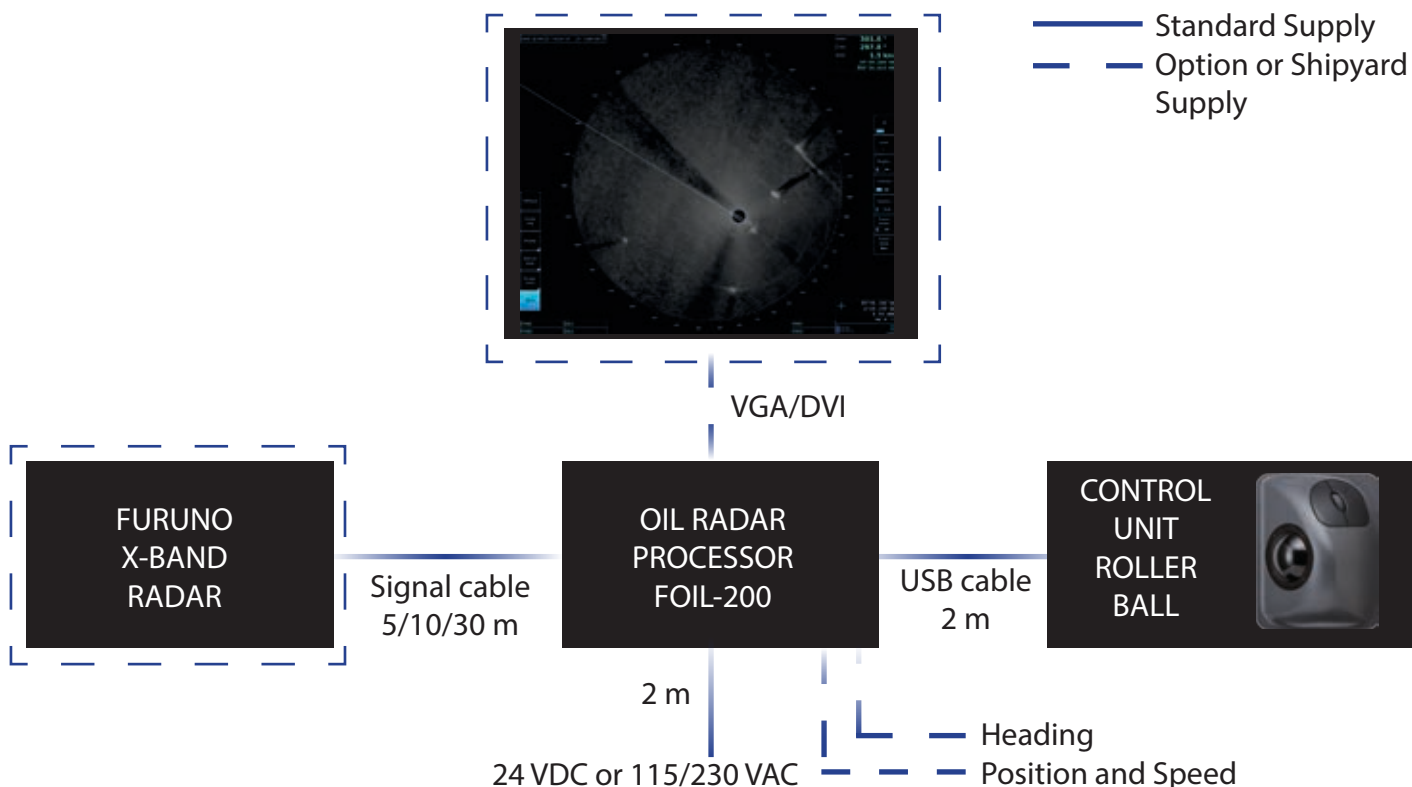
To achieve the most efficient image to detect oil, you can change between different Fusion modes and see the result in real time on the screen. Oil spill image is created with an integration of up to 100 radar antenna scans. Generated image is based on motion compensated Fusion scans. Adjust the Fusion Scan number together with Fusion Mode.



Green polygon is marked by user.

Oil spill is indicated as dark no-echo area on the screen

Interconnection diagram



SPECIFICATIONS		EQUIPMENT LIST	
General	Oil radar processor - marine rack computer	Standard	1. Oil radar processor
	Power supply 115/230 VAC, 50/60 Hz or 24 VDC		2. Signal cable for FAR-2xx7
	Trackball control unit		3. Control unit with 2 m cable
	High resolution high bandwidth digitizer 14 bit, 60 MHz sample rate		4. Standard spare parts and installation materials
	Oil radar display outputs DVI and VGA		
Input signals	Radar signals FAR-2xx7 or FAR-3000 X-band *)	Option	1. Oil radar display w. cable (Specify when ordering)
	- radar video and trigger		2. Optional 10 and 30m signal cable for FAR-2xx7
	- azimuth and heading line signals		
	- standard cable length is 5 meters		3. Optional 15, 30, 40 and 50 m signal cable for FAR-3000
	Heading, position and speed		

*) Minimum requirements for radar signals:

- Transceiver 12 kW
- Antenna radiator 4 ft
- Gear box 24 rpm



www.furuno.fi

Your Furuno contact: